

EUROPEAN
RECALL & NOTIFICATION INDEX

Q4
2016

Automotive INSULT TO INJURY



Motor vehicle recalls and notifications decreased 7% from Q3 to Q4 to 93 recalls. Despite the drop, this figure is still higher than any quarter from 2013 to 2015.

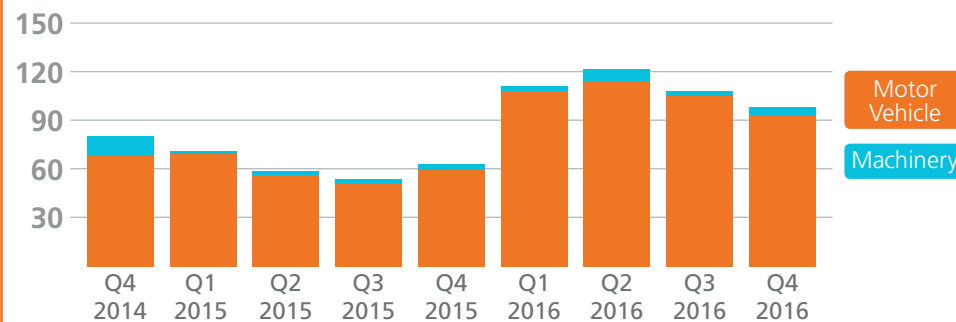


Injuries were by far the most common hazard at 85 recalls and notifications.

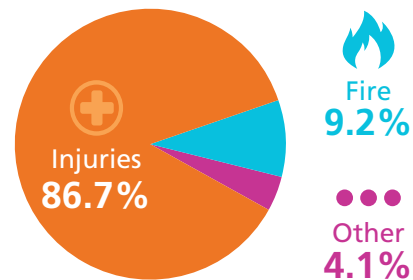
CONNECTING THE DOTS

1. Germany was again the top country of origin at 26 recalls and notifications, or 26.5%. It was also the top notifying country with 46 recalls, or 46.9%.
2. Passenger vehicles accounted for 60 recalls and notifications, or 64.5%
3. Airbags were the top cause of passenger vehicle recalls and notifications with 18.3%. The next closest recall reason was seats, with 13.3% of recalls and notification.

AUTO RECALLS & NOTIFICATIONS BY TYPE



TOP AUTO HAZARDS BY % OF RECALLS



TOP PASSENGER VEHICLE RECALL CAUSES



OF AUTO RECALLS BY COUNTRY OF ORIGIN



Consumer Products TOYING WITH SAFETY



Recalls and notifications 62.7% from Q3 to Q4 – making it the highest quarter since Q4 2014.

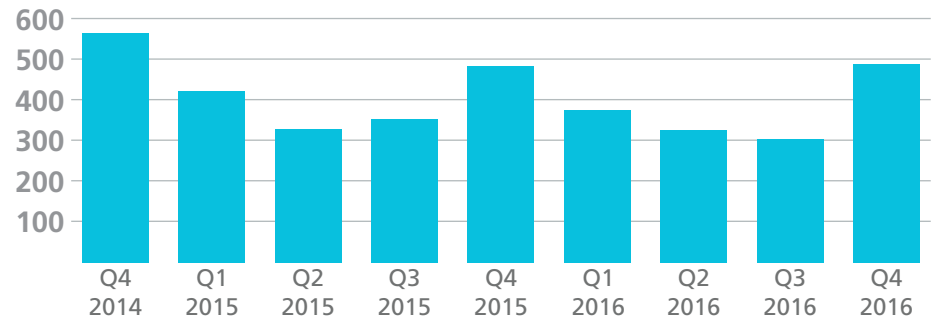


Toys were the top category at 33.2% of recalls.

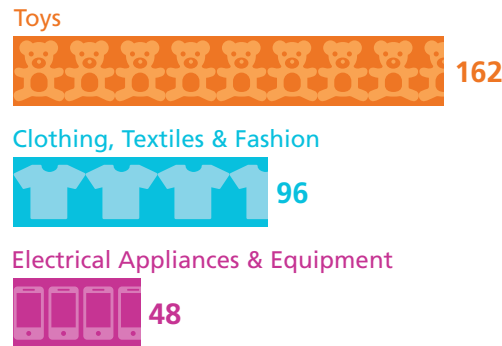
CONNECTING THE DOTS

1. China was the top country of origin with 313 recalls and notifications, or 64.1%. Turkey was second with 40 recalls, or 8.2%. No other country exceeded 25 recalls and notifications.
2. Hungary, Spain, Cyprus and Bulgaria were the top notifying countries, accounting for a combined 44.9% of recalls and notifications.
3. Chemicals were the top hazard with 127 recalls and notifications. The top four hazards remained consistent throughout 2016.

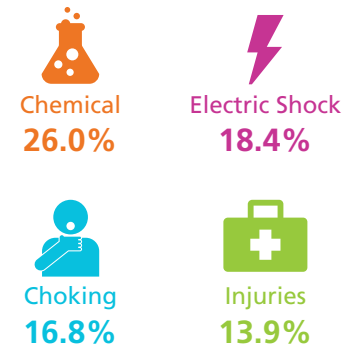
CONSUMER RECALLS & NOTIFICATIONS



TOP CONSUMER CATEGORIES BY # OF RECALLS



TOP CONSUMER HAZARD BY % OF RECALLS



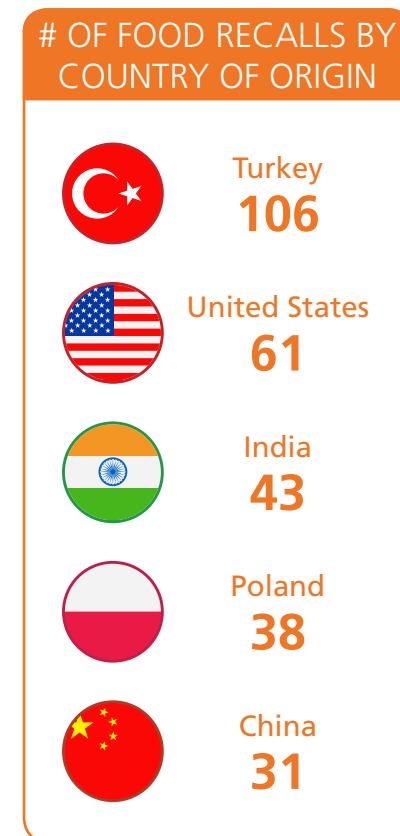
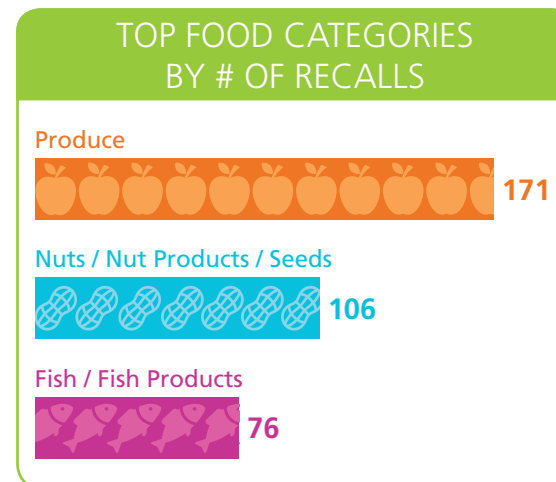
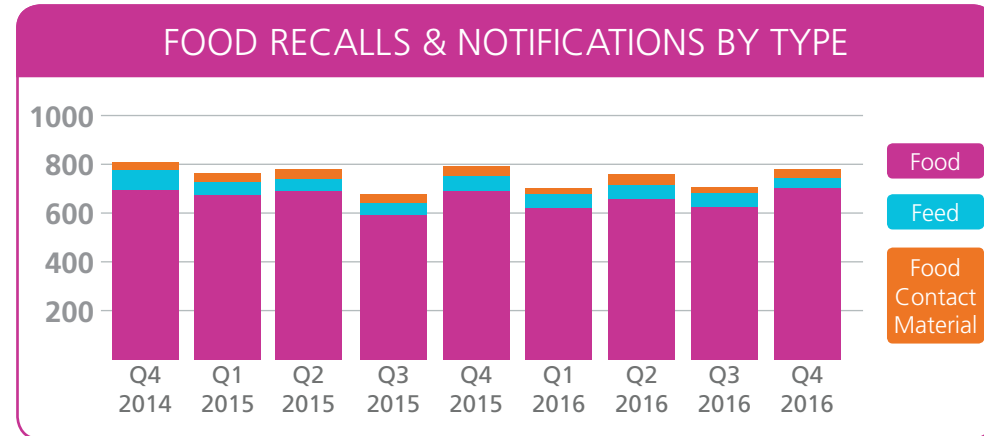
CHINA LEADS AS COUNTRY OF ORIGIN FOR 5/5 RECALL HAZARD CATEGORIES FOR THE THIRD STRAIGHT QTR.



Food & Beverage RECALL REGION

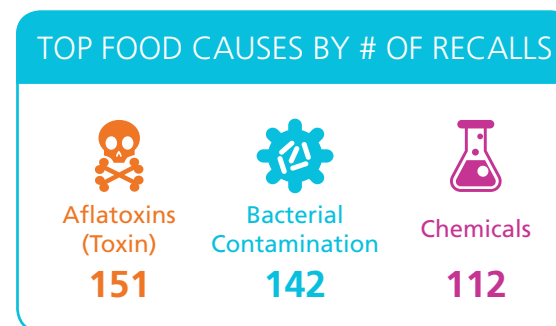


The number of recalls and notifications in Q4 increased 12% to 787 – the highest number since Q4 2014.



CONNECTING THE DOTS

1. While the order shifted from quarter to quarter, the top three food subcategories remained the same throughout 2016. In Q4, fruits and vegetables; nuts, nut products and seeds; and fish and fish products made up 50.2% of recalls and notifications.
2. Aflatoxins and bacterial contamination were the top two causes of food recalls and notifications in every quarter in 2016, accounting for 41.7% in Q4.
3. Germany was the top notifying country at 16.2%, followed by Italy and United Kingdom.



Stericycle ExpertSOLUTIONS & the Recall & Notification Index Explained

Stericycle ExpertSOLUTIONS is a global leader in product recalls, retrievals, returns, audits and sustainability services. ExpertSOLUTIONS offers bespoke solutions for a wide range of industries that are designed to aid companies in protecting and enhancing their brands.

The Compilation of the European Recall & Notification Index

The European Recall and Notification Index gathers and tracks cumulative data from the primary European agencies that track recall notifications in the region. This data is segmented into multiple definitions of notifications and alerts, but collated into a central figure for the purpose of analysis.

RAPEX

Rapid alert system for the exchange of information on measures taken to prevent or restrict the marketing of dangerous consumer products with the exception of food, pharmaceutical and medical devices, which are covered by other mechanisms.

RASFF

The RASFF provides food and feed control authorities with an effective tool to exchange information about measures taken responding to serious risks detected in relation to food or feed. The Rapid Alert System for Food and Feed tracks all food and drink recalls.

FOR MORE INFORMATION PLEASE CONTACT: Farzad Henareh, European Vice President • Email: info@stericycleexpertsolutions.com • Tel: +44(0)3333 000 901