

EUROPEAN  
RECALL & NOTIFICATION INDEX

**Q3**  
**2016**

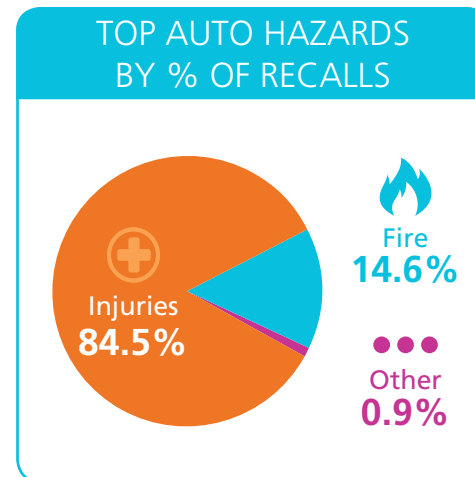
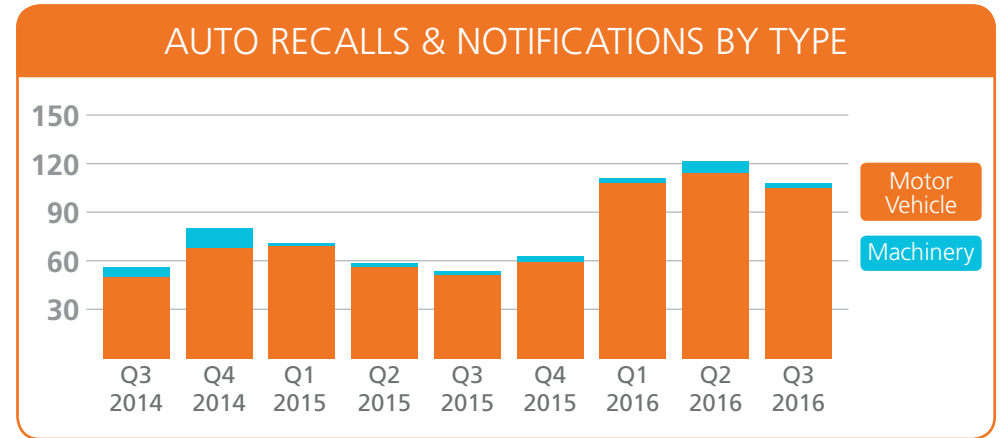
# Automotive NOTIFICATION NATION




Motor vehicle recalls and notifications decreased 12% in Q3 to 100 recalls. Despite the drop, this is still higher than any quarter from 2013-2015.



Germany was again the top notifying country with 53 recalls and notifications. No other country surpassed 12.



- ### CONNECTING THE DOTS
1. The top country of origin was Germany with 24.3%. The United States was second with 13.6%.
  2. By far the most common hazard was injuries, at 87 recalls and notifications.
  3. Air bags were the top cause for passenger vehicle recalls and notifications with 19.7%. The second highest was brakes with just 11.3%.



# Consumer Products BRAVING THE ELEMENTS



Recalls and notifications in Q3 were down 7% from Q2, marking the third consecutive quarterly decrease and continuing an average downward trend that began in 2013.

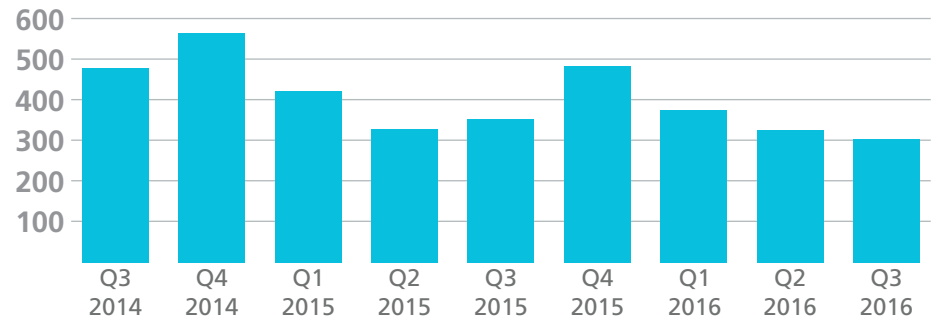


**34%** of recalls and notifications were due to chemicals, making it the leading hazard for the third quarter in a row.

## CONNECTING THE DOTS

1. Toys were the top category with more than 3 times as many recalls as the next highest category. 89.6% of these toy recalls originated in China.
2. China was the top country of origin with 202 recalls, or 67.3%. The United States was second with 14 recalls, or 4.7%. No other country exceeded 8.
3. There were 12 notifying countries with at least 10 recalls. Hungary, France, Germany and Spain accounted for 41.3% of recalls. Although the order changed, these are the same top countries as Q1 and Q2.


## CONSUMER RECALLS & NOTIFICATIONS



## TOP CONSUMER CATEGORIES BY # OF RECALLS



## TOP CONSUMER HAZARD BY % OF RECALLS



## CHINA LEADS AS COUNTRY OF ORIGIN FOR 5/5 RECALL HAZARD CATEGORIES FOR THE SECOND STRAIGHT QTR.



# Food & Beverage PRODUCE IN A PICKLE



The number of recalls and notifications in Q3 decreased 7% from Q2 to 702. This represents a 6% drop compared to the quarterly average in 2015.

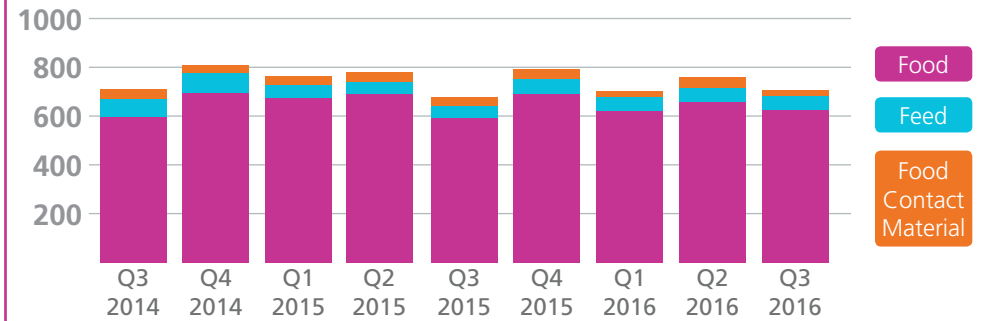


With 104 recalls in Q3, produce was the top category, surpassing nuts, nut products and seeds, which led in both Q1 and Q2.

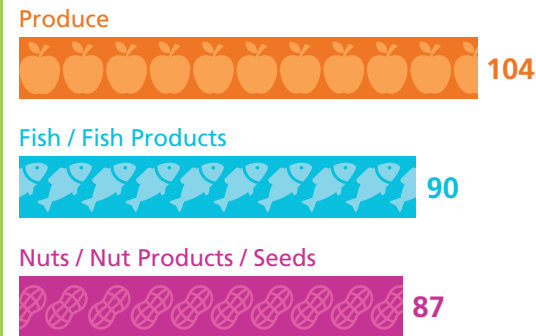
## CONNECTING THE DOTS

1. The top three food categories accounted for 45.2% of food recalls and notifications. While the order has changed, these are the same top categories as Q1 and Q2.
2. The top five causes have remained consistent throughout 2016. Bacterial contamination and aflatoxins led once again in Q3, making up 35.1% of the total food recalls and notifications.
3. 65.8% of recalls and notifications originated in 15 countries.

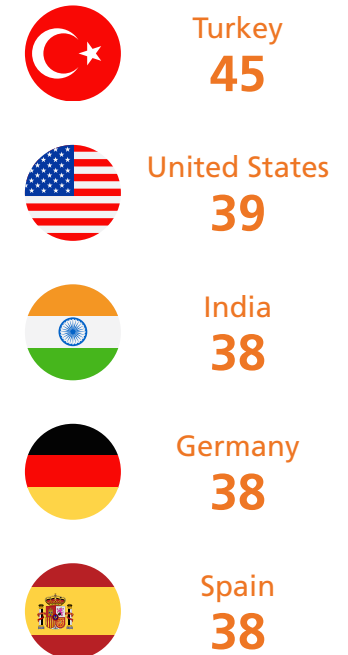
## FOOD RECALLS & NOTIFICATIONS BY TYPE



## TOP FOOD CATEGORIES BY # OF RECALLS



## # OF FOOD RECALLS BY COUNTRY OF ORIGIN



## TOP FOOD CAUSES BY # OF RECALLS



# Stericycle ExpertSOLUTIONS & the Recall & Notification Index Explained

Stericycle ExpertSOLUTIONS is a global leader in product recalls, retrievals, returns, audits and sustainability services. ExpertSOLUTIONS offers bespoke solutions for a wide range of industries that are designed to aid companies in protecting and enhancing their brands.

## The Compilation of the European Recall & Notification Index

The European Recall and Notification Index gathers and tracks cumulative data from the primary European agencies that track recall notifications in the region. This data is segmented into multiple definitions of notifications and alerts, but collated into a central figure for the purpose of analysis.

### RAPEX

Rapid alert system for the exchange of information on measures taken to prevent or restrict the marketing of dangerous consumer products with the exception of food, pharmaceutical and medical devices, which are covered by other mechanisms.

### RASFF

The RASFF provides food and feed control authorities with an effective tool to exchange information about measures taken responding to serious risks detected in relation to food or feed. The Rapid Alert System for Food and Feed tracks all food and drink recalls.

FOR MORE INFORMATION PLEASE CONTACT: Farzad Henareh, European Vice President • Email: [info@stericycleexpertsolutions.com](mailto:info@stericycleexpertsolutions.com) • Tel: +44(0)3333 000 901