

EUROPEAN
RECALL & NOTIFICATION INDEX

Q1
2016

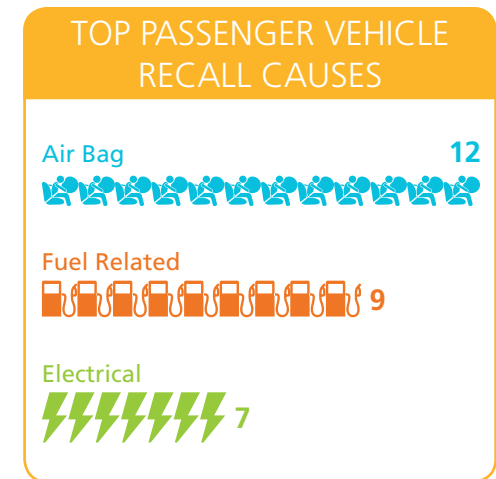
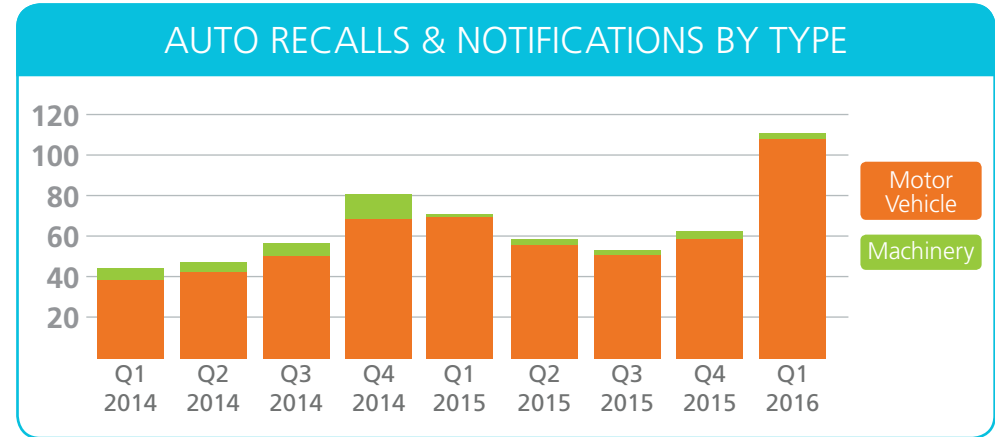
Automotive RECALLS SHIFT INTO HIGH GEAR




Motor vehicle recalls increased 83% in Q1 2016, reaching a record high. Worldwide, auto manufacturers continue to face heightened levels of recall activity.



83% of hazards leading to auto recalls were injuries.



- ### CONNECTING THE DOTS
- Germany was the top country of origin with 29 auto recalls – just over 26%. It was also the top notifying country at 68 recalls, roughly 61%.
 - Four companies accounted for more than half of all motor vehicle recalls.
 - Airbags, fuel and electrical issues were the top causes for passenger vehicle recalls, accounting for more than half.



Consumer Products RISKY BUSINESS



Consumer recalls dropped 22% from the previous quarter. This represents an ongoing downward trend in the average number of recalls per quarter for the last three years.

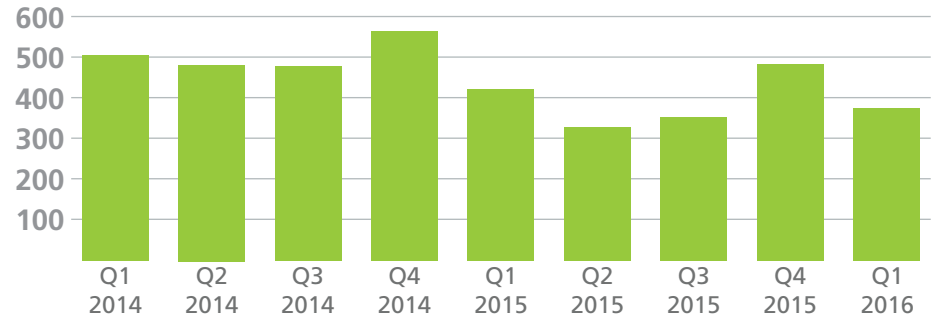


91% of Q1 recalls were listed at a serious risk level.


CONNECTING THE DOTS

1. China was the top country of origin at 233 recalls, or 62%. The second country of origin accounted for just 4.3%.
2. In another continued trend, chemical hazard was the top risk at 106 recalls, or about 28%. It was also the top risk for all of 2015.
3. Toys; clothing, textiles and fashion items; and electrical appliances and equipment were top categories, accounting for more than 59% of recalls.


CONSUMER RECALLS & NOTIFICATIONS



TOP CONSUMER CATEGORIES



TOP CONSUMER HAZARD



CHINA LEADS AS COUNTRY OF ORIGIN FOR 4/5 RECALLED CATEGORIES



Food & Beverage RECALLS GO NUTS




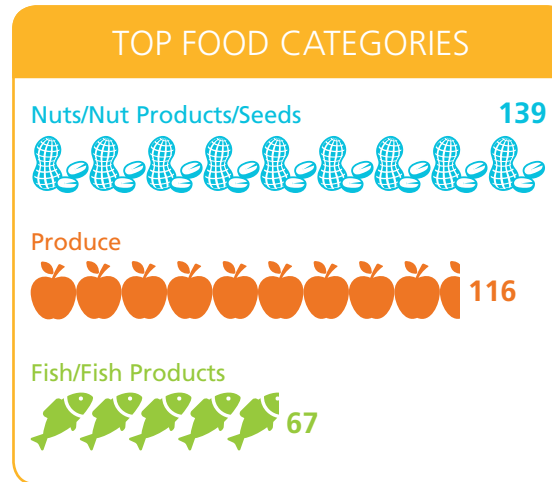
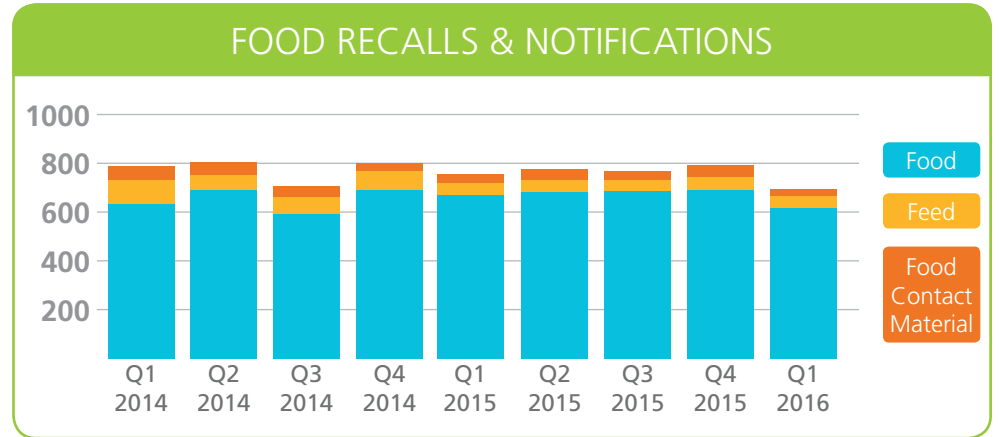
With a decrease of 11%, food recalls in Q1 dropped to their second lowest level since the beginning of 2014.



139 recalls came from the nut products category, surpassing fruits and vegetables for the first time in at least two years.

CONNECTING THE DOTS

1. Nuts, nut products, and seeds; fruits and vegetables; and fish products made up the top three food categories, with more than 52% of recalls.
2. Bacterial contamination and aflatoxins were the leading causes of food recalls, at just over half.
3. Country of origin varied greatly in Q1, with two or more recalls coming from 50 different countries. The top 18 accounted for roughly 78% of recalls.



Stericycle ExpertSOLUTIONS & the Recall & Notification Index Explained

Stericycle ExpertSOLUTIONS is a global leader in product recalls, retrievals, returns, audits and sustainability services. ExpertSOLUTIONS offers bespoke solutions for a wide range of industries that are designed to aid companies in protecting and enhancing their brands.

The Compilation of the European Recall & Notification Index

The European Recall and Notification Index gathers and tracks cumulative data from the primary European agencies that track recall notifications in the region. This data is segmented into multiple definitions of notifications and alerts, but collated into a central figure for the purpose of analysis.

RAPEX

Rapid alert system for the exchange of information on measures taken to prevent or restrict the marketing of dangerous consumer products with the exception of food, pharmaceutical and medical devices, which are covered by other mechanisms.

RASFF

The RASFF provides food and feed control authorities with an effective tool to exchange information about measures taken responding to serious risks detected in relation to food or feed. The Rapid Alert System for Food and Feed tracks all food and drink recalls.

FOR MORE INFORMATION PLEASE CONTACT: Farzad Henareh, European Vice President • Email: info@stericycleexpertsolutions.com • Tel: +44(0)3333 000 901