

EUROPEAN
RECALL & NOTIFICATION INDEX

Q2
2016

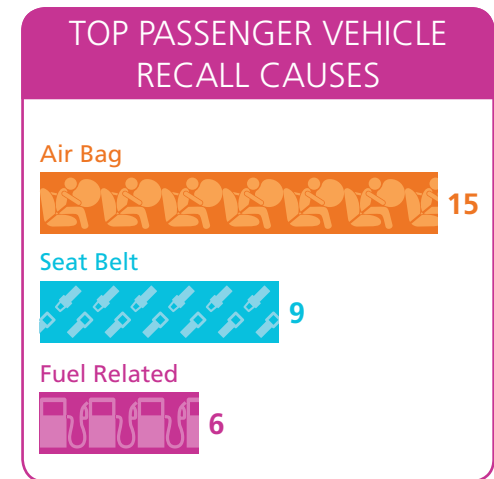
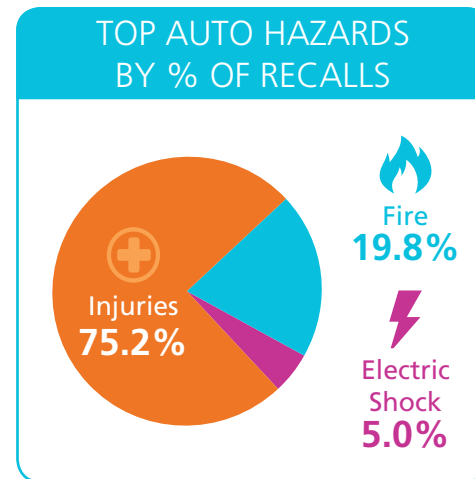
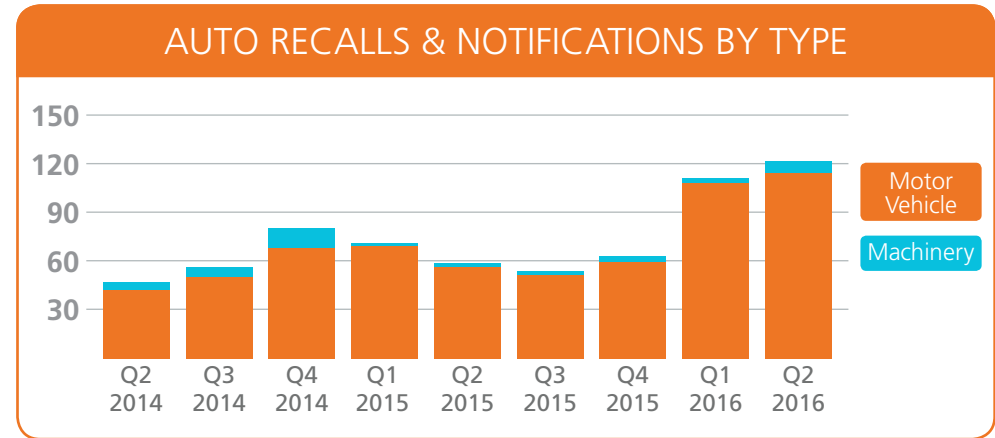
Automotive RECALLS SPEED AHEAD



Motor vehicle recalls and notifications increased 6% in Q2 to 114 recalls, surpassing the record set in the previous quarter.




The total number of motor vehicle and machinery recalls in Q2 2016 is 49% of the total in all of 2015.



CONNECTING THE DOTS

1. Germany was once again the top country of origin, with about 28% of recalls. It was also the top notifying country at 48.8%.
2. Injuries were by far the most common hazard, accounting for 75.2% of recalls.
3. 41.7% of passenger vehicle recalls were due to safety issues with air bags, seat belts and fuel.



Consumer Products TREACHEROUS TOYS



Consumer product recalls and notifications declined 14% from Q1 to Q2, making them consistent with an average downward trend dating back to 2013.

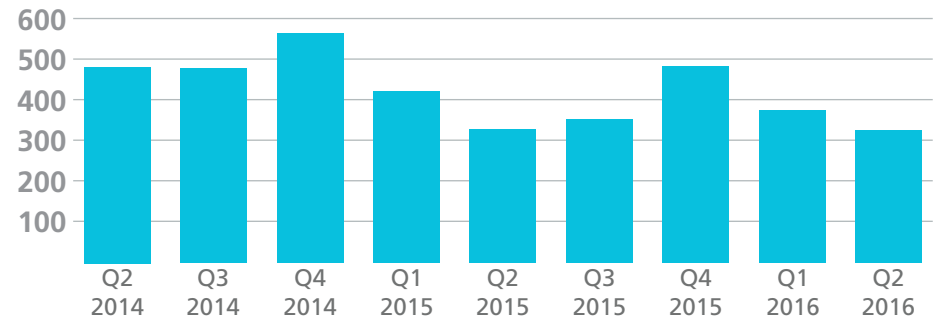


110 consumer recalls were toys, making it the top category – double the next highest category.

CONNECTING THE DOTS

1. About 64% of all consumer recalls and 93.6% of toy recalls originated in China.
2. The top 5 hazards were consistent with Q1, with chemical ranking number one at 30.3%
3. The top 4 notifying countries were Spain, France, Germany and Hungary, accounting for a combined 54.6% of consumer recalls.


CONSUMER RECALLS & NOTIFICATIONS



TOP CONSUMER CATEGORIES BY # OF RECALLS



TOP CONSUMER HAZARD BY % OF RECALLS



CHINA LEADS AS COUNTRY OF ORIGIN FOR 5/5 RECALL HAZARD CATEGORIES



Food & Beverage A TOUGH NUT TO CRACK



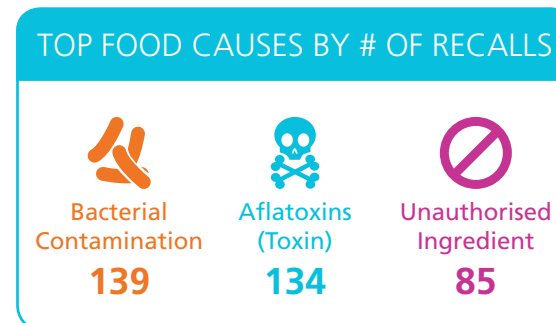

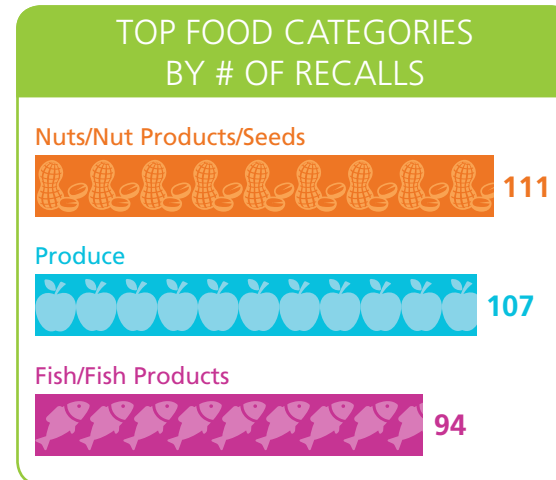
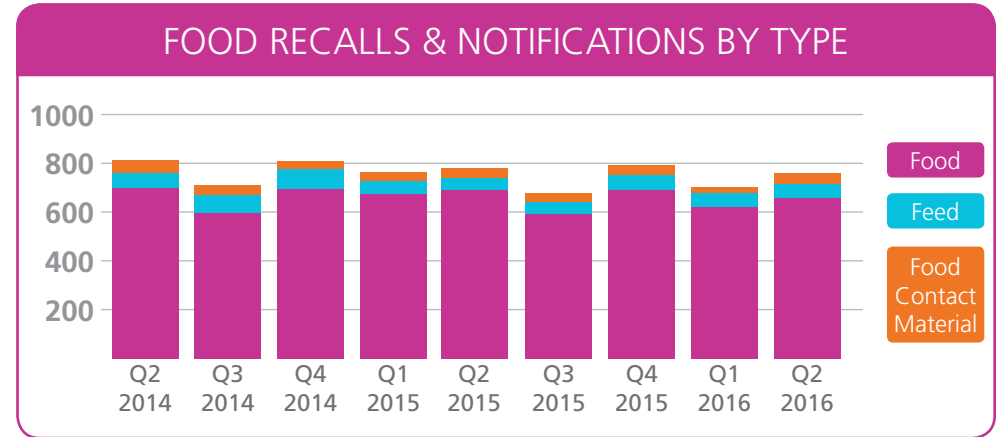
Food recalls and notifications in Q2 2016 increased 8% from Q1 to 752, which is consistent with quarterly averages.



111 recalls were for nuts, nut products and seeds, making it the top category for the second quarter in a row.

CONNECTING THE DOTS

1. The top three food categories were unchanged from Q1. Nuts, produce and fish products made up a combined 47.9% of food recalls in Q2.
2. Causes of food recalls were also consistent with Q1. The top reasons were once again bacterial contamination and aflatoxins, accounting for 41.9% of recalls.
3. 70.4% of recalls originated in 19 countries, with at least ten recalls each.



Stericycle ExpertSOLUTIONS & the Recall & Notification Index Explained

Stericycle ExpertSOLUTIONS is a global leader in product recalls, retrievals, returns, audits and sustainability services. ExpertSOLUTIONS offers bespoke solutions for a wide range of industries that are designed to aid companies in protecting and enhancing their brands.

The Compilation of the European Recall & Notification Index

The European Recall and Notification Index gathers and tracks cumulative data from the primary European agencies that track recall notifications in the region. This data is segmented into multiple definitions of notifications and alerts, but collated into a central figure for the purpose of analysis.

RAPEX

Rapid alert system for the exchange of information on measures taken to prevent or restrict the marketing of dangerous consumer products with the exception of food, pharmaceutical and medical devices, which are covered by other mechanisms.

RASFF

The RASFF provides food and feed control authorities with an effective tool to exchange information about measures taken responding to serious risks detected in relation to food or feed. The Rapid Alert System for Food and Feed tracks all food and drink recalls.

FOR MORE INFORMATION PLEASE CONTACT: Farzad Henareh, European Vice President • Email: info@stericycleexpertsolutions.com • Tel: +44(0)3333 000 901